



CHRISTMASTIME

@Tween Holiday

Christmas Cheers, Family Feasts, Decorative Delights, Generous Gifts

Tween Holiday Magazine

Issue No. 16

December 2022

MAKING CHRISTMAS MEMORIES

Tween Holiday
Issue 16 / Dec 2022



Merry Christmas!
Making Christmas Cards
Santa's Letters
Christmas Poetry
My Christmastime Devotional

Family Feasts
Baking Delights
My Favourite Christmas Things
Holiday Movie Review
Weird and Wacky Facts



TWEEN HOLIDAY

Issue 16 - December 2022

MERRY
CHRISTMAS



Hey Friends,

We wish you a Merry Christmas!

Our prayer for you is that peace, joy
and love fills your heart this season.

Christmastime is such a great holiday

to spend with family.

Take this chance to unwind and
create wonderful memories.

Most importantly let your light shine!


This issue is filled with fun articles on

Faith, Craft, Movies

Food and Facts.

Let's take some time to celebrate
together with loved ones and friends.

Caritas, ***The Crew!***







UNWRAPPING THE FIRST CHRISTMAS

The Christmas story all started with a young girl named Mary. Many of us know the story by now. But, we're going to share a few details and ask a question at the end.

An angel called Gabriel appeared to her. He told her that through God's Holy Spirit, she would give birth to a son and name him Jesus.

The angel later came to Joseph and told him to adopt Jesus as his son. When the time came for Jesus to be born, Mary and Joseph, travelled out of the town of Nazareth in Galilee to Bethlehem, the city of David.

They had nowhere to stay but an innkeeper allowed them to stay overnight in a stable. Jesus was born in the stable and laid in a manger.

Angels appeared to some shepherds and announced the birth of Jesus. Those shepherds came to visit the newborn child. Also, some wise men followed a star to the stable some time after Jesus was born. They gave Him gold, frankincense and myrrh.

Question: What was the first gift ever given at Christmas?



The First Christmas Gift

WHAT DO YOU THINK WAS THE FIRST CHRISTMAS GIFT

If you think that the wisemen brought the first Christmas gift then you're kind of incorrect.

So they definitely brought one of the first gifts to the baby Jesus, and their gifts had great significance.

Gold - Jesus is King

Frankincense - Jesus is a Priest

Myrrh - Jesus' passion and death

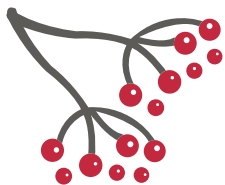
The Shepherds arrived before the wisemen and they probably brought gifts. But their presence was definitely a gift to Jesus.

However the first Christmas gift ever, was the gift of the Baby Jesus to Mary, Joseph and the world.

That's why at His birth, the angels proclaimed, "Good news of great Joy and Peace to people."







CHRISTMAS CARDS

Christmas cards are great ways to share kind and jolly messages during the Christmas season. Family, friends and even teachers enjoy getting these and the best ones are the ones made by the sender as you can personalise them.

Here are tips on how to make one.

You will need:

A4 or A5 card / A4 or A5 paper

Pencil or pen

Colouring pencils, markers, paint or crayons.

Stickers, bows, stars and other art materials (optional)



Steps:

1. If using A4 card or paper, fold in half over the centre of the paper / card. If using A5, do not fold.
2. Choose either landscape or portrait to draw.
3. Think about what you would like to put on the cover.
4. Make your best attempt to draw. You can copy or trace from images and pictures. Simple line drawing is fine.
5. Colour in and decorate with any materials you have.
6. If using A4, open the card and write a message for the person. If using A5, flip over the card and write your message.

Tips: If you are not confident at drawing, ask for help or use tutorials.

If your colouring materials goes through paper, put another piece of paper or card in between the folded paper if using A4. If using A5, glue the second piece of card or paper to the back of your designed card and then write your message.





DID YOU KNOW



Every year, Santa
(Father Christmas)
gets loads of
Christmas letters
from children.

**BUT DID YOU KNOW?
THAT SANTA HAS HIS OWN CHRISTMAS LETTERS TO
SHARE WITH CHILDREN?
WHAT DO YOU THINK THEY WOULD SAY?**

With the help of some special friends,
we got to see a sneak peek.





Dear child,

*Here are some things you can do on
Christmas day*



Say a prayer by a
nativity scene

Read the Christmas story
about the birth of Jesus

Light a candle

Light some sparklers

Bake gingerbread men

Open your gifts

Enjoy Christmas meals

Write a note of thanks



Love from Santa



My Favourite Christmas MEMORIES



Running across an entire city to deliver gifts when my reindeers got missing!

Ho ho ho!



I once got strung out on the lights of a Christmas tree while setting up the gifts.



When I visited my first house without a chimney, I burst through the walls. I later realised that I could use the windows.



My best gift is a swing of Christmas lights strung together by Mrs Claus.



A child wanted to see me for their Christmas gift, so I made a miniature version of myself as a jack in the box!



The dab was my favourite "thing to do" when it was all the rave.

I've been stuck many times going down chimneys. Those mincepies are to blame!



 Have some fun!

MERRY CHRISTMAS!

Today is one of great joy - our Saviour is born.

Write Jesus a Happy Birthday note, Remember to sign it
with lots of LOVE.





Christmas is an amazing time of the year, so I have decided to write a poem dedicated to

The Blessed Day

BY ZIZI

The Blessed Day

Away in a manger
The sight of our Saviour
Lying in a bundle of hay
So sweet and angelic
A moment to relish

On The Blessed Day

Mary and Joseph
In awe of their Child
The little Lord Jesus
So calm and mild
The wise men and shepherds
Looked down where he lay
The little Lord Jesus

On The Blessed Day

They all came bearing gifts
As they knew Jesus is king.
A little lamb from the shepherds
And the wise brought three.
Frankincense, gold and myrrh
Was what Jesus could see.
So all celebrate

On The Blessed Day



CHRISTMAS DEVOTIONAL



This Christmas season, using a Christmas devotional can help you understand events during one of the most important days of the year.

They have passages from the Bible that you can read daily to reflect on the season.

You can start using them on Christmas eve and end on New Year's day.

The one we recommend is titled,

"AWAY IN A MANGER - My Christmastime Devotional" written by our editor, **Linda Unugboke.**

It has colourful illustrations, reflections, puzzles and carols.

It is available on Amazon Kindle.

Here is a sneak preview.





CHRISTMASTIME
DEVOTIONAL
MY



AWAY

IN

A

MANGER





Have some fun!



Spot 10 Differences!





TWEEN HOLIDAY CHRISTMAS SPECIAL

FAMILY FEASTS

CARVER. CHEESE. COOKIES.
CHOCOLATE. CAKES.



Parmesan Cheese Carver Ham Hot Chocolate

**3 CHRISTMAS CHOICES
SERVED DIFFERENTLY**

*Using the same item across many dishes makes your
Christmas specials go further.*





1 PASTA

Parmesan cheese is from the provinces of Parma and Reggio Emilia in Italy. So it serves perfectly with dishes like pasta. Grate strands over your dish.

2 SALAD

Adding parmesan to salad can turn a bland dish of vegetables into something chewy, with great texture and flavour. Cut up chunks or grate big slices.

3 SOUP

A heart-warming soup can keep chills away and sniffles at bay. Melt in some parmesan to turn up the taste a notch. Scoop and enjoy!

4 PIZZA

Whilst mozzarella is best known for pizza, parmesan cheese can also be sprinkled on top of pizza to add another dimension of flavour.

HONEY-AND-BALSAMIC-GLAZED HAM



BLACK PEPPERCORNS, HONEY, MUSTARD AND BALSAMIC VINEGAR

TASTE SENSATIONS: SWEET, TANGY, SPICY

Match the ingredients to the taste sensations.

Step 1: Put the fully cooked ham on the bone in the oven in a pan. Pour some water (1/4 cup into the pan). Cover with foil and bake for 1 hour.

Step 2: Make the glaze. Crush peppercorns, mix in vinegar, honey and mustard.

Step 3: Once ham is ready, rub some of the glaze (leave a larger quantity for serving) over the ham; bake for 15 mins with the ham uncovered. Repeat the process twice (rub glaze on the ham and bake for 15 mins).

Leftover ham slices can make simple recipes over the next few days.

Breakfast
croissant ham and cheese with lettuce

Lunch
ham and salad bread rolls

Dinner
roast potatoes and ham with cheese topping



Christmas Drinks



Christmas Drinks

Recommended

SOMETHING WE ESPECIALLY LIKE ARE CHRISTMAS DRINKS.

THAT IS WHY WE ARE MAKING A LIST OF THEM FOR YOU TO TRY.



CINNAMON HOT CHOCOLATE

Stir in cinnamon (powder or sticks) into melted chocolate or cocoa powder. Add very warm milk. Drink and enjoy!

TODAY
..is a..
Hot
CHOCOLATE
KIND
..of a..
DAY

MOOD



CANDY CANE WHITE HOT CHOCOLATE

Melt some white chocolate in a small quantity of very hot milk. Top up with warm milk. Stir with peppermint candy canes. Viola! Best served with cookies. Yum!



GRINCH PUNCH

Fancy this?

Many recipes can be found online. Find one that suits your taste.

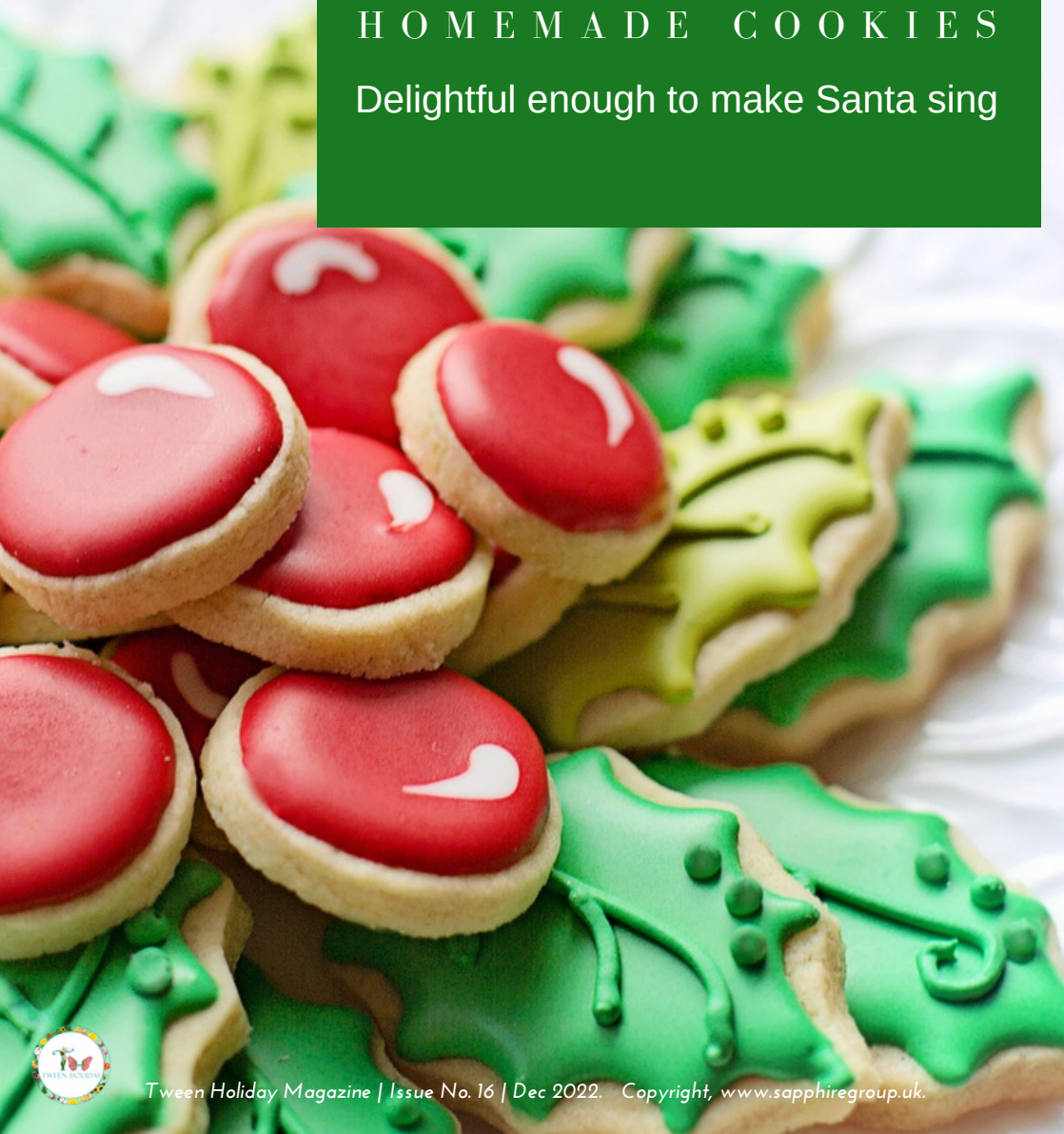




Baking

HOMEMADE COOKIES

Delightful enough to make Santa sing



BAKING

Candy Cane Cookies



Ingredients:

- 180g butter (softened)
- 1 cup caster sugar
- 1 egg
- 2 tsp peppermint essence
- 1 tsp vanilla extract
- 2 1/4 cups plain flour
- 2 tsp red food colouring (liquid)

Method:

- Get a mixer and cream the butter and sugar together.
- Add the egg, peppermint essence and vanilla extract.
- Add the flour a little at a time until combined. Remove half of the mixture and set aside.
- Add the food colouring to the remaining dough and mix well.

Preheat oven to 180°C fan setting. Line a baking tray with baking paper.

Gather the dough and roll 8cm lengths of each colour and twist into candy cane shapes.

Bake for 8-10 minutes until candy canes are lightly brown.

Leave to cool on the tray.
Tie with Christmas ribbon.





My Favourite Christmas

THINGS

Outdoor fun and snow fights
snow



Joy to the world
bells

Fruitfulness and abundance
tree

The star that led the wisemen
star



The new born Christ Child
crib



Light of the world
lights



Disney

GODMOTHERED

Be Careful Who You Wish For.




Movie Review

Disney+

WHAT WE THINK

by Zizi



Imagine being a fairy godmother. Cool, right?

You're the youngest of all the training godmothers in the Motherland and it means so much to you.

Now imagine that your fairy godmother school is being shut down because humans don't ask for help anymore and you're being retrained as a tooth fairy!

Horrible isn't it.

Fairy godmother Eleanor thought so too. She found an assignment for a girl named McKenzie, and made her move to help.

But when she finds McKenzie, she is different from expected and this makes it harder for Eleanor to understand her.

With time running out, will Eleanor ever help McKenzie reach her happily ever after and save the Motherland?

RATING

I rate Godmothered
4 STARS

It teaches everyone to keep dreaming and have patience. Hope is never lost.

AVAILABLE TO WATCH on DISNEY+





Be Inspired

This is your personal thinking space.

What comes to your mind when you look at this photo?

This can be a good time to reflect on the end of the year.



weird & wacky facts?!

01 CANADA OR ITALY?

Macaroni and a variety of cheeses originate from Italy. So, how come Canada eats more mac and cheese than any other nation?

02 HISSING FOR EARTHQUAKES

Snakes can help predict earthquakes. They can sense one from 75 miles away and up to 10 days before it happens.

03 BE SOCIAL

In Switzerland, it is illegal to own just one guinea pig. This is because they are social animals and they are considered victims of abuse if they are alone.

04 LEGO VS PEOPLE

There are more Lego mini figures than there are people on Earth. And we worry about world population. How about Lego domination?!

05 DINOSAURS ROCK!

Dinosaurs would swallow large rocks to help churn and digest food.



YOU'RE INVITED

Join our brand crew.

Tween Holiday celebrates amazingness in pre-teen girls! *PS: Boys enjoy it too!*

Available in print and online, we cherish holiday good times with:
Fun, Family, Friends, Food, Fiesta, Faith!

We're looking for

- Contributors
- Distributors
- Sponsors

Do you share our brand values?
Get in touch with us.

tweenholiday@sapphiregroup.uk

Our magazine issues all year round:

New Year Special Edition (Jan)

Spring Half-Term (Feb)

Easter Holiday (Mar / Apr)


Summer Half-Term (May / June)

Summer Holiday (Aug)

Autumn Half Term (Oct / Nov)

Christmas Special Edition (Dec)

Gal



WRITTEN WITH LOVE FOR YOU



Merry Christmas!

FROM THE
TWEEN HOLIDAY CASA



We hope you've enjoyed our Christmas articles with as much love as we've put into writing them!

To get free issues delivered to your inbox

Sign up at

<https://sapphiregroup.uk/subscribe>



Ask your parents to

Follow us on Instagram and Facebook

@tweenholiday

Email: tweenholiday@sapphiregroup.uk

FAB!



We're dropping a **FAB** special edition for the New Year!
You don't want to miss it!

Here's a sneak peek

Details of a new website

Printed mag offer with freebies and great gifts

Travel review from 2022: where in the world did we go?

Keep your eyes and ears open for it. Arriving in January!!!

Copyright Sapphire Publishing.

www.sapphiregroup.uk

Merry Christmas



PEACE AND
GOODWILL